











MEASURING AND MARKING-OUT



9

MEASURING AND MARKING-OUT

Calipers and micrometers		216
Dial indicators		217
Thickness gauges		218
Standard protractors		218
Surface gauges, and dividers		218
Scribers		219
Squares		220
Rules and folding rules		220
Tape rules and tape rules with handle		221
Levels		223



MEASURING AND MARKING-OUT

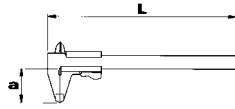


960

UNI-ISO 3599 DIN 862

Workshop caliper to $\frac{1}{20}$ mm

- Beam and vernier of hardened stainless steel
- Matt chrome beam and vernier, anti-reflection treated
- Protruding sliding guides
- Monobloc slider with lever lock
- Supplied in a plastic sheath



capacity mm/inch	vernier mm/inch	a mm	L mm	gr
150/6"	0,05/ 1/128"	40	235	150

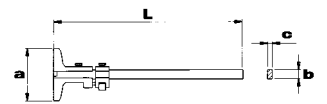


963

DIN 862

Depth slide gauges to $\frac{1}{50}$ mm

- Beam and vernier of hardened stainless steel
- Matt chrome beam and vernier, anti-reflection treated
- Protruding sliding guides
- Micrometric adjustment with screw lock
- Supplied in a wooden case



capacity mm	vernier mm	a mm	bxc mm	L mm	gr
200	0,02	80	14x4	290	280
300	0,02	80	14x4	390	325

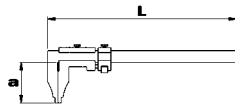


960 C

UNI-ISO 6906 DIN 862

Workshop calipers to $\frac{1}{50}$ mm

- Beam and vernier of hardened stainless steel
- Matt chrome beam and vernier, anti-reflection treated
- Sliding guides
- Monobloc slider with lever lock
- Tapered nose for inside readings (over 10 mm)
- Micrometric adjustment, screw lock
- Supplied in a wooden case



capacity mm	vernier mm	a mm	L mm	gr
200	0,02	65	330	360
300	0,02	90	460	740

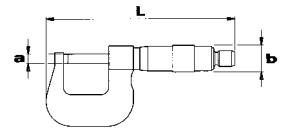


967

UNI 5708 ISO 3611 DIN 863

Micrometers to $\frac{1}{100}$ mm for outside readings

- Anvil made of hardened steel, contact surfaces with hard metal inserts
- Matt chrome bow frame and thimble, anti-reflection treated
- Friction-operated thimble
- Lever lock
- Supplied in a wooden case with setting gauge and calibration key



capacity mm	resolution mm	a ø mm	b ø mm	L mm	gr
0 ÷ 25	0,01	6,5	18	126	330
25 ÷ 50	0,01	6,5	18	153	420
50 ÷ 75	0,01	6,5	18	180	550
75 ÷ 100	0,01	6,5	18	206	770



967 K

Stand for micrometers

- Body and jaws made of steel
- Adjustable holding device

max opening max mm	base mm	Kg
22	110x80x20	1,8



968 M

Magnetic base for dial indicators

- Magnetic adherence force: 60 kg
- Central post height: 200 mm
- Intermediate beam height: 150 mm
- Dial indicator clamp \varnothing : 6-8 mm
- Joints with quick-sliding jaws
- Lever switch

max opening max mm	base mm	Kg
365	70x65x50	1,5

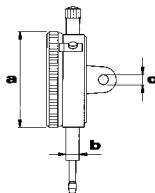


968

UNI-ISO 7463 DIN 878

Dial indicator to $\frac{1}{100}$ mm

- Rack-type feeler of hardened stainless steel, threaded tip (M 2.5) for interchangeable styluses
- Matt chrome steel case, anti-reflection treated
- White rotating dial with adjustable tolerance markers and transparent shatterproof protection glass
- Shockproof device to protect clockwork
- Micrometric screw for manual zero setting
- Back fitted with lug
- Supplied in a wooden case



capacity mm	resolution mm	a \varnothing mm	b \varnothing mm	c mm	gr
10	0,01	58	8	6	200

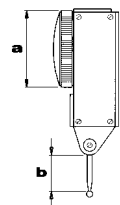


969

Dial indicator $\frac{1}{100}$ mm with adjustable stylus

- Matt chrome monobloc steel body, anti-reflection treated, with dovetail guide
- Hard metal stylus, \varnothing 2.5 mm
- High-precision clockwork with ruby bearing
- Feeler tiltable by 220° , perpendicular to the dial
- Automatic inversion of measuring direction
- Zero setting by dial rotation
- Supplied in a wooden case with feeler shafts \varnothing 4 and 8 mm

DIN 2270



capacity mm	resolution mm	scale	a \varnothing mm	b mm	gr
0,8	0,01	0-40-0	31	12,5	160

MEASURING AND MARKING-OUT



965

Screw pitch gauges

– Blades for 60° metric ISO threads and 55° Whitworth threads

thread form	pitch details	blades n°	gr
Metric ISO	0,25-0,30-0,35-0,40-0,45-0,50-0,60	24	80
	0,70-0,75-0,80-0,90-1,00-1,25-1,50		
	1,75-2,00-2,50-3,00-3,50-4,00-4,50		
Whitworth	5,00-5,50-6,00	28	
	4-4,5-5-6-7-8-9-10-11-12-13-14-16 18-19-20-22-24-25-26-28-30-32-36 40-48-60-62		



966

Thickness gauges

– Conic-shaped blades with rounded tips

blades n°	blade thickness mm	L mm	gr
8	0,05 ÷ 0,50	100	40
13	0,05 ÷ 1,00	100	65
20	0,05 ÷ 1,00	100	90



970 C

Universal protractor

- Body and sliding rule of hardened stainless steel
- Matt chrome scale and vernier, anti-reflection treated, with magnifying glass
- End of sliding rule cut to angles of 45° and 60°
- Supplied in a wooden case and an additional 200 mm sliding rule and body-rule 70 mm

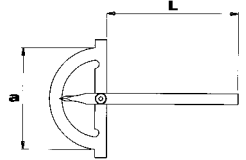
scale	vernier	rule mm	gr
4x90°	1/12°-5'	300	800



970 A

Standard protractors

- Stainless steel dial and rule
- Matt chrome scale, anti-reflection treated
- Screw lock



a mm	scale	resolution	L mm	gr
120	0° ÷ 180°	1°	150	230
150	0° ÷ 180°	1°	200	305
200	0° ÷ 180°	1°	300	410



971 C

Precision surface gauges to 1/50 mm

- Rule and slider of hardened stainless steel
- Matt chrome scale and vernier, anti-reflection treated
- Scriber with hard metal tip insert
- Protruding sliding guides
- Fine adjustment with screw lock
- Ground steel base

capacity mm	vernier mm	height mm	base mm	Kg
300	0,02	445	105x87x37	3,5
500	0,02	645	105x87x37	3,9

971 CR

Spare scriber





971 S

Standard surface gauge

- Adjustable scribe made of special hardened steel
- Adjustable-slant rule with fine adjustment screw
- Prismatic cast-iron base with 90° V



capacity mm	height mm	base mm	Kg
300	310	85x67x30	1,3

971 SR

Spare scriber



972

Precision dividers

- Fast opening type with fine adjustment screw
- Straight legs with special tips of hardened steel
- Ground and polished

capacity mm	L mm	gr
150	195	115
200	245	140
250	295	190



974

Scriber

- Monobloc scriber of special hardened steel
- Plastic grip
- Straight tips or bent at an angle of 110°
- Chrome plated finish

L mm	gr
220	25



974 A

Carbide scribe

- Monobloc scriber of special hardened steel, pen-type with pocket clip
- Tungstene-carbide tip
- Galvanized finish

L mm	gr
150	35



974 B

Retractable carbide scribe

- Pen-type plastic body with pocket clip
- Double-dressed retractable tip of tungstene-carbide

L mm	ø tip mm	gr
150	2	17

974 BR

Spare tip



974 M

Carpenter pencil

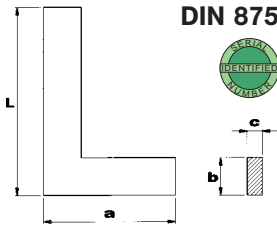
L mm	gr
175	10

MEASURING AND MARKING-OUT



976 Standard squares

- Precision class DIN 875/2
- Made of normalized steel with ground faces and edges

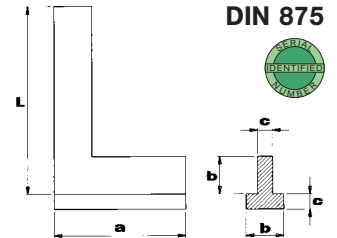


L mm	a mm	bxc mm	gr
100	70	20x8	160
150	100	25x8	300
200	130	30x8	500
250	165	35x8	700
300	200	35x8	900



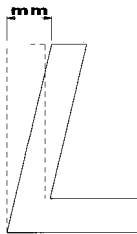
976 C Back squares

- Precision class DIN 875/2
- Made of normalized steel with ground faces and edges



L mm	a mm	bxc mm	gr
100	70	20x8	240
150	100	25x8	450
200	130	30x8	700
250	165	35x8	1100
300	200	35x8	1300

TOLERANCES DIN 875



L = mm	50	75	100	150	200	250	300	500
CLASS 00	0,003	0,003	0,003	0,004	0,004	0,005	0,005	0,007
CLASS 0	–	0,007	0,007	0,008	0,009	0,010	0,011	0,015
CLASS 1	–	0,014	0,015	0,018	0,020	0,023	0,025	0,035
CLASS 2	–	0,028	0,030	0,035	0,040	0,045	0,050	0,070

978 A

Flexible graduated rules

- Precision class II
- Matt chrome stainless steel, anti-reflection treatment
- Double graduation photoengraved on one side

L mm	scale	size mm	gr
150	mm/1/2 mm	13x0,5	8
200	mm/1/2 mm	13x0,5	10
250	mm/1/2 mm	13x0,5	14
300	mm/1/2 mm	13x0,5	16
500	mm/1/2 mm	20x0,5	38
1000	mm/1/2 mm	25x0,5	105

978 B

Semi-rigid graduated rules

- Precision class II
- Matt chrome stainless steel, anti-reflection treatment
- Double graduation photoengraved on both sides (on one side only for 1 m rule)

L mm	scale	size mm	gr
300	mm/1/2 mm	30x0,8	70
500	mm/1/2 mm	30x0,8	100
1000	mm/1/2 mm	30x0,8	200



980 A

Wooden folding rule

- Precision class III
- Beech-wood sections
- Springs with hidden rivets of hardened steel, galvanized and chrome plated
- Double graduation on both sides, black on alternatively white and yellow background, red decimals

L m	scale	n° sections	size mm	gr
2	mm	10	16x3,3	130



980 B

Fiberglass folding rules

- Precision class III
- Double graduation, black on white background, engraved on both sides

L m	scale	n° sections	section mm	gr
1	mm	10	13x2,5	70
2	mm	10	16x3,5	145



981 BN

Tape rules

- Precision class II
- Chrome plated case of shatterproof ABS with pocket clip
- High-rigidity tape of hardened steel, corrosion-proof and wear-proof
- Stop button with automatic tape rewind
- Double graduation, black on yellow varnished background, decimals in red

L m	scale	tape mm	gr
2	mm	16	80
3	mm	16	110
5	mm	19	200



981 C

Tape rules

- Precision class II
- Case of shatterproof ABS with pocket clip and strap
- High-rigidity tape of hardened steel, corrosion-proof and wear-proof
- Stop button with automatic tape rewind
- Double graduation, black on yellow varnished background, decimals in red

L m	scale	tape mm	gr
2	mm	13	75
3	mm	13	95
5	mm	13	190



982 Steel tape rules

- Precision class II
- Closed case of shatterproof ABS
- Hardened steel tape, corrosion-proof and wear-proof
- Rewinding system with winding handle
- Double graduation, black on varnished white background, meter indication in red

capacity m	scale	tape width mm	gr
10	mm - cm	13	350
20	mm - cm	13	550



982 L Steel tape rule with handle

- Precision class II
- Aluminium body, handle of shatterproof plastic material
- Hardened steel tape, corrosion-proof and wear-proof
- Rewinding system with winding handle
- Graduation marked in black on yellow varnished background, meter indication in red

capacity m	scale	tape width mm	Kg
50	cm	13	1,2



982 F Fiberglass tape rules

- Precision class III
- Case of shatterproof ABS
- Fiberglass tape, PVC-coated
- Rewinding system with winding handle
- Black graduation on varnished white background, meter indication in red

capacity m	scale	tape width mm	gr
10	cm	15	160
20	cm	15	285



982 FL Fiberglass tape rule with handle

- Precision class III
- Case of shatterproof ABS with handle
- Fiberglass tape, PVC-coated
- Rewinding system with winding handle
- Black graduation on both sides on white varnished background, meter indication in red

capacity m	scale	tape width mm	gr
50	cm	15	650



984

Aluminium levels

- Precision $0.057^\circ = 1 \text{ mm/m}$
- Body of aluminium section, painted red
- Shatterproof vials, guaranteed 5 years
- Fluorescent fluid, unaffected by temperatures from -50° to $+50^\circ\text{C}$
- Non-disperse bubble
- Adjustable horizontal vial

L mm	base width mm	gr
400	22	270
500	22	335
600	22	380
800	22	490
1000	22	650

984 RH

Spare horizontal vial



984 RV

Spare vertical vial



984 E

Aluminium levels

- Precision $0.057^\circ = 1 \text{ mm/m}$
- Die-cast aluminium body, painted red, with ground base
- Shatterproof vials, guaranteed 5 years
- Fluorescent fluid, unaffected by temperatures from -50° to $+50^\circ\text{C}$
- Non-disperse bubble
- Adjustable horizontal vial

L mm	base width mm	gr
400	20	440
500	20	510
600	20	650

984 EMH

Spare horizontal vial

- For 984 E and 984 M



984 EMV

Spare vertical vial

- For 984 E and 984 M



984 M

Aluminium levels with magnetic base

- Precision $0.057^\circ = 1 \text{ mm/m}$
- Die-cast aluminium body, painted grey with ground base
- Shatterproof vials, guaranteed 5 years
- Fluorescent fluid, unaffected by temperatures from -50° to $+50^\circ\text{C}$
- Non-disperse bubble
- Adjustable horizontal vial

L mm	base width mm	gr
300	20	370
400	20	515
500	20	620



984 L

Straight precision level

- For checking and positioning machine tools
- Precision 0.05 mm/m
- Cast-iron body with ground prismatic base
- Adjustable horizontal vial
- Supplied in a wooden case

DIN 877



L mm	base width mm	Kg
200	40	1,5

984 Q

DIN 877

Square frame precision levels

- For checking and positioning machine tools
- Precision 0.05 mm/m
- Cast-iron body with ground prismatic and plane bases
- Adjustable horizontal vial
- Supplied in a wooden case



L mm	base width mm	Kg
150	40	2,5
200	45	4,7

CEE TOLERANCES (± mm)	L = m													
	0,5	1	1,5	2	3	5	10	15	20	25	30	50	100	
PRECISION CLASS	I	0,15	0,20	0,25	0,30	0,40	0,60	1,10	1,60	2,10	2,60	3,10	5,10	10,10
	II	0,40	0,50	0,60	0,70	0,90	1,30	2,30	3,30	4,30	5,30	6,30	10,30	20,30
	III	0,80	1,00	1,20	1,40	1,80	2,60	4,60	6,60	8,60	10,60	12,60	20,60	40,60